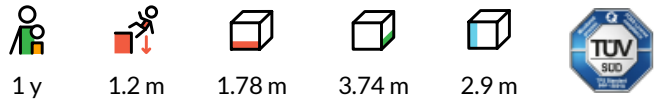


Product code: LM201 AUT PE

# Slide EMMA



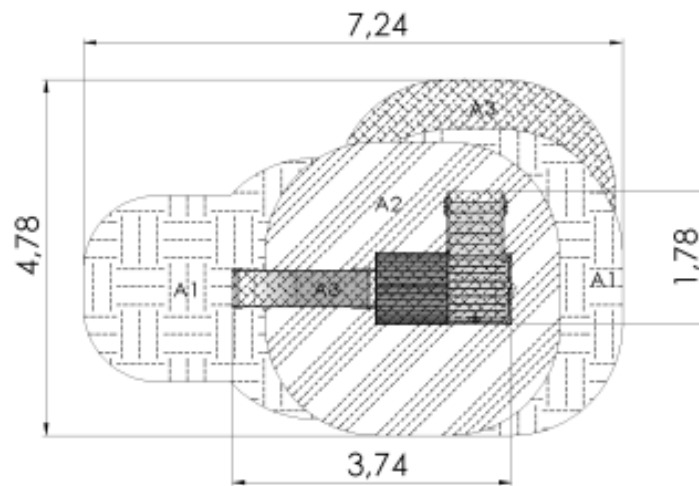
1y

1.2 m

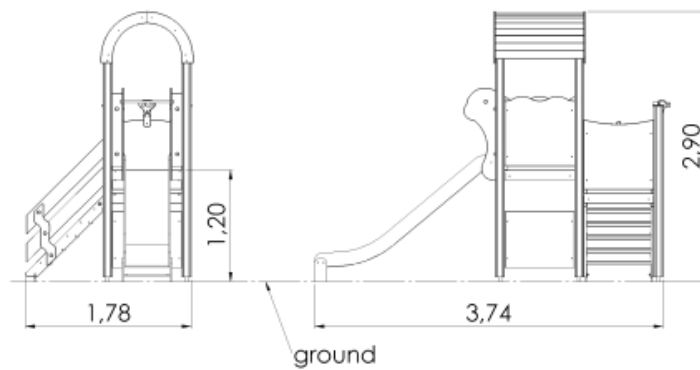
1.78 m

3.74 m

2.9 m



Critical fall height(CFH)  
A1: CFH 0,95m - 9,78m<sup>2</sup>  
A2: CFH 1,2m - 10,59m<sup>2</sup>  
A3: CFH 0,6m - 5,54m<sup>2</sup>  
Rubber surface area - 20,37m<sup>2</sup>  
Total area: 25,91m<sup>2</sup>



## Technical information

Safety area width	4.78 m
Safety area length	7.24 m
Width of structure	1.78 m
Length of structure	3.74 m
Height of structure	2.9 m
Max. fall height	1.2 m
Recommended age of children	1+
For simultaneous use by several children	5-10

## Product consists of

Platforms	1 pcs with a height 1.2 m Laminated wood
Platforms	1 pcs with a height 0.95 m Laminated wood
Roofs	1 pcs HDPE plastic
Slides	1 pcs with a height 1.2 m Stainless-steel, HDPE plastic sides
Stairs with handrails	1 pcs Laminated wood
Play corners	1 pcs Plastic and wood
Activity panels	2 pcs HDPE plastic
Posts	6 pcs Laminated wood
Panels/Plates	5 pcs HDPE plastic
Tubes	1 pcs Galvanized and powder coated steel

## Installation info

Installers	2
Installation time	6 h
Volume of concrete	12 bags (25kg)
Package dimensions	2,4x1,0x1,4m
Package weight	320 kg

The product's painted profile posts made of laminated timber are concreted into the ground using hot-galvanized metal tubular fittings.

The product needs a safety surface

A slide with a roof and two platforms, a play corner and stairs with handrails. A captain's helmet and binoculars add fun to the lower platform. The play corner beneath the higher platform comes with a bench and can be fitted with either kitchen or car dashboard elements. The side panels of the slide can be switched for various activity walls or thematic printed panels (animals, birds, fish, trees, berries, etc.). The design of the panels will be finalised with the client during ordering.